

(1)(a) Statement showing ShareHolding Pattern

Name of the Company : Lyka Labs Limited
Quarter Ended : 30-06-2014
Scrip Code : 500259



Partly paid-up Shares	No.of Partly paid-up Shares	As a % of total No. of Partly paid-up Shares	As a % of Total no. of Shares of the Company
Held by Promoters/ Promoters Group	0		
Held by Public	0		
TOTAL - D	0		

Outstanding Conv. Securities	No.of Outstanding Securities	As a % of Total no.of O/S Conv.Securities	As a % of Total no.of shares of the Co., assuming full conv.
Held by Promoters/ Promoters Group	0		
Held by Public	0		
TOTAL - E	0		

Warrants :	No.of Warrants	As a % of Total no.of Warrants	As a % of Total no.of shares of the Co., assuming full conv.
Held by Promoters/ Promoters Group	0		
Held by Public	0		
TOTAL - F	0		

Total paid-up Capital of the Company assum- ing full conv. Of warrants & securities	21580000
---	----------




Statement Showing Shareholding Pattern - Table (I)(a)

Lyka Labs Limited

Scrip Code : 500259

Quarter Ended : 30-06-2014

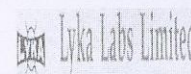


Category code	Category of Shareholder	Number of Shareholders	Total number of shares	Number of shares held in dematerialized form	Total shareholding as a percentage of total number of shares		Shares pledged or otherwise encumbered	
					As a percentage of(A+B) ¹	As a percentage of (A+B+C)	Number of shares	As a % of Total No. of Shares
(A)	Shareholding of Promoter and Promoter Group ²							
1	Indian							
a	Individual/Huf	8	4824850	4824850	22.358	22.358	3942715	81.717
b	Central/State Govt	0	0	0	0.000	0.000	0	0.000
c	Bodies Corporates	2	202415	202415	0.938	0.938	200000	98.807
d	Fins / Banks	0	0	0	0.000	0.000	0	0.000
e	Any Other specify	0	0	0	0.000	0.000	0	0.000
e-1		0	0	0	0.000	0.000	0	0.000
e-2		0	0	0	0.000	0.000	0	0.000
	Sub Total(A)(1)	10	5027265	5027265	23.296	23.296	4142715	82.405
2	Foreign							
a	Indv NRI/For Ind	0	0	0	0.000	0.000	0	0.000
b	Bodies Corporate	0	0	0	0.000	0.000	0	0.000
c	Institutions	0	0	0	0.000	0.000	0	0.000
d	Qualified For.Inv.	0	0	0	0.000	0.000	0	0.000
e	Any Other Specify	0	0	0	0.000	0.000	0	0.000
e-1		0	0	0	0.000	0.000	0	0.000
e-2		0	0	0	0.000	0.000	0	0.000
	Sub Total(A)(2)	0	0	0	0.000	0.000	0	0.000
	Total Shareholding of Promoter and Promoter Group Total (A)= (A)(1)+(A)(2)	10	5027265	5027265	23.296	23.296	4142715	82.405
(B)	Public shareholding							
1	Institutions							
a	Mutual Funds	4	3400	0	0.016	0.016		
b	Fins / Banks	4	700	50	0.003	0.003		
c	Central/State Govt	2	130000	130000	0.602	0.602		
d	Venture Cap Fund	1	1445	1445	0.007	0.007		
e	Insurance Comp(s)	1	1000	0	0.005	0.005		
f	Foreign Ins Invest	3	926311	925811	4.292	4.292		
g	Foreign Ven Cap In	0	0	0	0.000	0.000		




Statement Showing Shareholding Pattern - Table (I)(a)

Lyka Labs Limited


Scrip Code : 500259
Quarter Ended : 30-06-2014

Category code	Category of Shareholder	Number of Shareholders	Total number of shares	Number of shares held in dematerialized form	Total shareholding as a percentage of total number of shares		Shares pledged or otherwise encumbered	
					As a percentage of (A+B) ¹	As a percentage of (A+B+C)	Number of shares	As a % of Total No. of Shares
h	Qualified For.Inv.	0	0	0	0.000	0.000		
i	Any Other -Specify	0	0	0	0.000	0.000		
i-1		0	0	0	0.000	0.000		
i-2		0	0	0	0.000	0.000		
	Sub-Total (B)(1)	15	1062856	1057306	4.925	4.925		
B 2	Non-institutions							
a	Bodies Corporates	298	1772465	1770703	8.213	8.213		
b	Individuals							
	i) upto Rs 1-Lac	16520	6977223	6696954	32.332	32.332		
	ii) above Rs1-Lac	124	4568967	4568967	21.172	21.172		
c	Qualified For.Inv.	0	0	0	0.000	0.000		
d	Any Other -Clr-Mem	47	245694	245694	1.139	1.139		
d-1		0	0	0	0.000	0.000		
d-2		0	0	0	0.000	0.000		
	-OCB	1	1650000	1650000	7.646	7.646		
	-NRI	105	275530	270573	1.277	1.277		
	Sub-Total (B)(2)	17095	15489879	15202891	71.779	71.779		
(B)	Total (B)=(B)(1)+(B)(2)	17110	16552735	16260197	76.704	76.704		
	TOTAL (A)+(B)	17120	21580000	21287462		100.000	4142715	19.197
(C)	Held by Custodians against Depository Receipts							
	PROMOTER & PRO GRP	0	0	0		0.000		
	PUBLIC	0	0	0		0.000		
	GRAND TOTAL (A)+(B)+(C)	17120	21580000	21287462		100.000	4142715	19.197



For LYKA LABS LIMITED



P. G. HINDIA
Company Secretary



Sr.No	Notes




(I)(b) Statement showing holding of securities (including shares, warrants, convertible securities) of persons belonging to the category "Promoter and Promoter Group"

Sr. No.	Ref- No	Name of the shareholder	Total Shares held		Shares pledged or otherwise encumbered			Details of warrant		Details of convertible securities		Total shares (including underlying shares assuming full conversion of warrant and convertible securities) as a % of diluted share capital
			Number	As a % of grand total (A)+(B)+(C)	Number	% of Total shares held	As a % of grand total (A)+(B)+(C)	Number of warrants held	As a % of total No of warrants of the same class	Number of convertible securities held	As a % of total No of convertible securities of the same class	
1	13155264	ENAI TRADING AND INVESTMENT PRIVATE	202415	0.938	200000	98.807	0.927	0	0.000	0	0.000	0.938
2	15621537	NARENDRA ISHWARLAL GANDHI	1032629	4.785	928700	89.935	4.304	0	0.000	0	0.000	4.785
3	20730188	NARENDRA I GANDHI (HUF)	1270776	5.889	615000	48.396	2.850	0	0.000	0	0.000	5.889
4	20735967	KUNAL NARENDRA GANDHI	1151642	5.337	1046000	90.827	4.847	0	0.000	0	0.000	5.337
5	80059432	NEHAL NARENDRA GANDHI	1369803	6.348	1353015	98.774	6.270	0	0.000	0	0.000	6.348
		Total Promoter & Promoter Group	5027265	23.296	4142715	82.405	19.197	0	0.000	0	0.000	23.297

For LYKA LABS LIMITED

R. G. HINDIA
Company Secretary



(I)(d) Statement showing details of locked-in shares

Sr. No.	Ref- Num	Name of the shareholder	Number of locked-in shares	Locked-in shares as a percentage of total number of shares {i.e., Grand Total (A)+(B)+(C) indicated in Statement at para (I)(a) above}	Promoter/Promoter Group/Public
		Total Locked in Shares	0	0.000	



(II)(a) Statement showing details of Depository Receipts (DRs)

Sr. No.	Ref-Num	Name of theHolder	Type of outstanding DR (ADRs, GDRs, SDRs, etc.)	Number of outstanding DRs	Number of shares underlying outstanding DRs	Shares underlying outstanding DRs as a percentage of total number of shares {i.e., Grand Total (A)+(B)+(C) indicated in Statement at para (I)(a) above}

For LYKA LABS LIMITED




P. G. HINDIA
Company Secretary

(II)(b) Statement showing Holding of Depository Receipts (DRs), where underlying shares held by Promoter/Promoter Group are in excess of 1% of the total number of shares

Sr. No.	Ref-Num	Name of the DR Holder	Type of outstanding DR (ADRs, GDRs, SDRs, etc.)	Number of outstanding DRs	Number of shares underlying outstanding DRs	Shares underlying outstanding DRs as a percentage of total number of shares {i.e., Grand Total (A)+(B)+(C) indicated in Statement at para (I)(a) above}

For **LYKA LABS LIMITED**


P. G. HINDIA
Company Secretary