

(1)(a) Statement showing ShareHolding Pattern

Name of the Company : Lyka Labs Limited

Quarter Ended : 30-09-2014

Scrip Code : 500259




Partly paid-up Shares	No.of Partly paid-up Shares	As a % of total No. of Partly paid-up Shares	As a % of Total no. of Shares of the Company
Held by Promoters/ Promoters Group	0		
Held by Public	0		
<b>TOTAL - D</b>	<b>0</b>		

Outstanding Conv. Securities	No.of Outstanding Securities	As a % of Total no.of O/S Conv.Securities	As a % of Total no.of shares of the Co., assuming full conv.
Held by Promoters/ Promoters Group	0		
Held by Public	0		
<b>TOTAL - E</b>	<b>0</b>		

Warrants :	No.of Warrants	As a % of Total no.of Warrants	As a % of Total no.of shares of the Co., assuming full conv.
Held by Promoters/ Promoters Group	0		
Held by Public	0		
<b>TOTAL - F</b>	<b>0</b>		

Total paid-up Capital of the Company assum- ing full conv. Of warrants & securities	21580000
---	----------

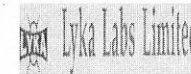


## Statement Showing Shareholding Pattern - Table (I)(a)

Lyka Labs Limited

Scrip Code : 500259

Quarter Ended : 30-09-2014



Category code	Category of Shareholder	Number of Shareholders	Total number of shares	Number of shares held in dematerialized form	Total shareholding as a percentage of total number of shares		Shares pledged or otherwise encumbered	
					As a percentage of(A+B) <sup>1</sup>	As a percentage of (A+B+C)	Number of shares	As a % of Total No. of Shares
(A)	Shareholding of Promoter and Promoter Group <sup>2</sup>							
1	Indian							
a	Individual/Huf	8	4824850	4824850	22.358	22.358	3942715	81.717
b	Central/State Gov	0	0	0	0.000	0.000	0	0.000
c	Bodies Corporates	2	202415	202415	0.938	0.938	200000	98.807
d	Fins / Banks	0	0	0	0.000	0.000	0	0.000
e	Any Other specify	0	0	0	0.000	0.000	0	0.000
e-1		0	0	0	0.000	0.000	0	0.000
e-2		0	0	0	0.000	0.000	0	0.000
	Sub Total(A)(1)	10	5027265	5027265	23.296	23.296	4142715	82.405
2	Foreign							
a	Indv NRI/For Ind	0	0	0	0.000	0.000	0	0.000
b	Bodies Corporate	0	0	0	0.000	0.000	0	0.000
c	Institutions	0	0	0	0.000	0.000	0	0.000
d	Qualified For.Inv.	0	0	0	0.000	0.000	0	0.000
e	Any Other Specify	0	0	0	0.000	0.000	0	0.000
e-1		0	0	0	0.000	0.000	0	0.000
e-2		0	0	0	0.000	0.000	0	0.000
	Sub Total(A)(2)	0	0	0	0.000	0.000	0	0.000
	Total Shareholding of Promoter and Promoter Group Total (A)= (A)(1)+(A)(2)	10	5027265	5027265	23.296	23.296	4142715	82.405
(B)	Public shareholding							
1	Institutions							
a	Mutual Funds	4	3400	0	0.016	0.016		
b	Fins / Banks	4	700	50	0.003	0.003		
c	Central/State Govt	2	130000	130000	0.602	0.602		
d	Venture Cap Fund	1	1445	1445	0.007	0.007		
e	Insurance Comp(s)	1	1000	0	0.005	0.005		
f	Foreign Ins Invest	2	500	0	0.002	0.002		
g	Foreign Ven Cap In	0	0	0	0.000	0.000		



## Statement Showing Shareholding Pattern - Table (I)(a)


Lyka Labs Limited

Scrip Code : 500259


Quarter Ended : 30-09-2014



Category code	Category of Shareholder	Number of Shareholders	Total number of shares	Number of shares held in dematerialized form	Total shareholding as a percentage of total number of shares		Shares pledged or otherwise encumbered	
					As a percentage of(A+B) <sup>1</sup>	As a percentage of (A+B+C)	Number of shares	As a % of Total No. of Shares
h	Qualified For.Inv.	0	0	0	0.000	0.000		
i	Any Other -Specify	0	0	0	0.000	0.000		
i-1		0	0	0	0.000	0.000		
i-2		0	0	0	0.000	0.000		
	Sub-Total (B)(1)	14	137045	131495	0.635	0.635		
B 2	Non-institutions							
a	Bodies Corporates	300	2801948	2800186	12.984	12.984		
b	Individuals							
	i) upto Rs 1-Lac	16750	7400488	7121670	34.293	34.293		
	ii) above Rs1-Lac	134	4930608	4930608	22.848	22.848		
c	Qualified For.Inv.	0	0	0	0.000	0.000		
d	Any Other -Clr-Mem	114	1011888	1011888	4.689	4.689		
d-1		0	0	0	0.000	0.000		
d-2		0	0	0	0.000	0.000		
	-OCB	0	0	0	0.000	0.000		
	-NRI	106	270758	265801	1.255	1.255		
	Sub-Total (B)(2)	17404	16415690	16130153	76.069	76.069		
(B)	Total (B)=(B)(1)+(B)(2)	17418	16552735	16261648	76.704	76.704		
	TOTAL (A)+(B)	17428	21580000	21288913		100.000	4142715	19.197
(C)	Held by Custodians against Depository Receipts							
	PROMOTER & PRO GRP	0	0	0		0.000		
	PUBLIC	0	0	0		0.000		
	GRAND TOTAL (A)+(B)+(C)	17428	21580000	21288913		100.000	4142715	19.197



For LYKA LABS LIMITED

  
P. G. HINDIA  
Company Secretary

Sr.No	Notes



(I)(b) Statement showing holding of securities (including shares, warrants, convertible securities) of persons belonging to the category "Promoter and Promoter Group"

Sr. No.	Ref- No	Name of the shareholder	Total Shares held		Shares pledged or otherwise encumbered			Details of warrant		Details of convertible securities		Total shares (including underlying shares assuming full conversion of warrant and convertible securities) as a % of diluted share capital
			Number	As a % of grand total (A)+(B)+( C)	Number	% of Total shares held	As a % of grand total (A)+(B)+( C)	Number of warrants held	As a % of total No of warrants of the same class	Number of convertible securities held	As a % of total No of convertible securities of the same class	
1	13155264	ENAI TRADING AND INVESTMENT PRIVATE	202415	0.938	200000	98.807	0.927	0	0.000	0	0.000	0.938
2	15621537	NARENDRA ISHWARLAL GANDHI	1032629	4.785	928700	89.935	4.304	0	0.000	0	0.000	4.785
3	20730188	NARENDRA I GANDHI (HUF)	1270776	5.889	615000	48.396	2.850	0	0.000	0	0.000	5.889
4	20735967	KUNAL NARENDRA GANDHI	1151642	5.337	1046000	90.827	4.847	0	0.000	0	0.000	5.337
5	80059432	NEHAL NARENDRA GANDHI	1369803	6.348	1353015	98.774	6.270	0	0.000	0	0.000	6.348
		Total Promoter & Promoter Group	5027265	23.296	4142715	82.405	19.197	0	0.000	0	0.000	23.297

For LYKA LABS LIMITED


R. G. HINDIA  
Company Secretary





(I)(c) Statement showing holding of securities (including shares, warrants, convertible securities) of persons (together with PAC) belonging to the category

"Public" and holding more than 5% of the total number of shares

Sr. No.	Ref-Num	Name of the shareholder	Number of shares	Shares as a percentage of total number of shares {i.e., Grand Total (A)+(B)+(C) indicated in Statement at para (I)(a) above}	Details of warrant		Details of convertible securities		Total shares (including underlying shares assuming full conversion of warrant and convertible securities) as a % of diluted share capital
					Number of warrants held	As a % of total No of warrants of the same class	Number of convertible securities held	As a % of total No of convertible securities of the same class	
				0.000					
		Total -Public [ 5% & above ]	0	0.000	0	0.000	0	0.000	0.000



**(II)(b) Statement showing Holding of Depository Receipts (DRs), where underlying shares held by Promoter/Promoter Group are in excess of 1% of the total number of shares**

Sr. No.	Ref-Num	Name of the DR Holder	Type of outstanding DR (ADRs, GDRs, SDRs, etc.)	Number of outstanding DRs	Number of shares underlying outstanding DRs	Shares underlying outstanding DRs as a percentage of total number of shares {i.e., Grand Total (A)+(B)+(C) indicated in Statement at para (I)(a) above}
		<i>Min</i>				

