

(1)(a) Statement showing ShareHolding Pattern

Name of the Company : Lyka Labs Limited
Quarter Ended : 30-09-2015
Scrip Code : 500259



Partly paid-up Shares	No.of Partly paid-up Shares	As a % of total No. of Partly paid-up Shares	As a % of Total no. of Shares of the Company
Held by Promoters/ Promoters Group	0	0.000	
Held by Public	0	0.000	
TOTAL - D	0	0.000	

Outstanding Conv. Securities	No.of Outstanding Securities	As a % of Total no.of O/S Conv.Securities	As a % of Total no.of shares of the Co., assuming full conv.
Held by Promoters/ Promoters Group	0	0.000	0.000
Held by Public	0	0.000	0.000
TOTAL - E	0	0.000	0.000

Warrants :	No.of Warrants	As a % of Total no.of Warrants	As a % of Total no.of shares of the Co., assuming full conv.
Held by Promoters/ Promoters Group	460000	100.000	2.087
Held by Public	0	0.000	0.000
TOTAL - F	460000	100.000	2.087

Total paid-up Capital of the Company assum- ing full conv. Of warrants & securities	22040000
---	----------




[Handwritten signature]

Statement Showing Shareholding Pattern - Table (I)(a)

Lyka Labs Limited

Scrip Code : 500259
Quarter Ended : 30-09-2015



Category code	Category of Shareholder	Number of Shareholders	Total number of shares	Number of shares held in dematerialized form	Total shareholding as a percentage of total number of shares		Shares pledged or otherwise encumbered	
					As a percentage of(A+B) ¹	As a percentage of (A+B+C)	Number of shares	As a % of Total No. of Shares
(A)	Shareholding of Promoter and Promoter Group ²							
1	Indian	7	4824850	4824850	22.358	22.358	2813615	58.315
a	Individual/Huf	0	0	0	0.000	0.000	0	0.000
b	Central/State Gov	1	202415	202415	0.938	0.938	0	0.000
c	Bodies Corporates	0	0	0	0.000	0.000	0	0.000
d	Fins / Banks	0	0	0	0.000	0.000	0	0.000
e	Any Other specify	0	0	0	0.000	0.000	0	0.000
e-1		0	0	0	0.000	0.000	0	0.000
e-2		0	0	0	0.000	0.000	0	0.000
	Sub Total(A)(1)	8	5027265	5027265	23.296	23.296	2813615	55.967
2	Foreign	0	0	0	0.000	0.000	0	0.000
a	Indv NRI/For Ind	0	0	0	0.000	0.000	0	0.000
b	Bodies Corporate	0	0	0	0.000	0.000	0	0.000
c	Institutions	0	0	0	0.000	0.000	0	0.000
d	Qualified For.Inv.	0	0	0	0.000	0.000	0	0.000
e	Any Other Specify	0	0	0	0.000	0.000	0	0.000
e-1		0	0	0	0.000	0.000	0	0.000
e-2		0	0	0	0.000	0.000	0	0.000
	Sub Total(A)(2)	0	0	0	0.000	0.000	0	0.000
	Total Shareholding of Promoter and Promoter Group Total (A)= (A)(1)+(A)(2)	8	5027265	5027265	23.296	23.296	2813615	55.967
(B)	Public shareholding							
1	Institutions	4	3400	0	0.016	0.016		
a	Mutual Funds	5	25560	24910	0.118	0.118		
b	Fins / Banks	3	134080	134080	0.621	0.621		
c	Central/State Govt	0	0	0	0.000	0.000		
d	Venture Cap Fund	1	1000	0	0.005	0.005		
e	Insurance Comp(s)	2	500	0	0.002	0.002		
f	Foreign Ins Invest	0	0	0	0.000	0.000		
g	Foreign Ven Cap In	0	0	0	0.000	0.000		



of LYKA ABS LIMITED

P. G. HINDIA
Company Secretar

Statement Showing Shareholding Pattern - Table (I)(a)

Lyka Labs Limited


Scrip Code : 500259
Quarter Ended : 30-09-2015

Category code	Category of Shareholder	Number of Shareholders	Total number of shares	Number of shares held in dematerialized form	Total shareholding as a percentage of total number of shares		Shares pledged or otherwise encumbered	
					As a percentage of (A+B) ¹	As a percentage of (A+B+C)	Number of shares	As a % of Total No. of Shares
h	Qualified For.Inv.	0	0	0	0.000	0.000		
i	Any Other -Specify	0	0	0	0.000	0.000		
i-1		0	0	0	0.000	0.000		
i-2		0	0	0	0.000	0.000		
	Sub-Total (B)(1)	15	164540	158990	0.762	0.762		
B 2	Non-institutions							
a	Bodies Corporates	306	4319906	4319044	20.018	20.018		
b	Individuals							
	i) upto Rs 1-Lac	16118	6407724	6139102	29.693	29.693		
	ii) above Rs1-Lac	148	5207004	5207004	24.129	24.129		
c	Qualified For.Inv.	0	0	0	0.000	0.000		
d	Any Other -Clr-Mem	74	160658	160658	0.744	0.744		
d-1		0	0	0	0.000	0.000		
d-2		0	0	0	0.000	0.000		
	-OCB	0	0	0	0.000	0.000		
	-NRI	144	292903	287946	1.357	1.357		
	Sub-Total (B)(2)	16790	16388195	16113754	75.942	75.942		
(B)	Total (B)=(B)(1)+(B)(2)	16805	16552735	16272744	76.704	76.704		
	TOTAL (A)+(B)	16813	21580000	21300009		100.000	2813615	13.038
(C)	Held by Custodians against Depository Receipts							
	PROMOTER & PRO GRP	0	0	0		0.000		
	PUBLIC	0	0	0		0.000		
	GRAND TOTAL (A)+(B)+(C)	16813	21580000	21300009		100.000	2813615	13.038




Sr.No	Notes

Nil



(I)(b) Statement showing holding of securities (including shares, warrants, convertible securities) of persons belonging to the category "Promoter and Promoter Group"

Sr. No.	Ref- No	Name of the shareholder	Total Shares held		Shares pledged or otherwise encumbered			Details of warrant		Details of convertible securities		Total shares (including underlying shares assuming full conversion of warrant and convertible securities) as a % of diluted share capital
			Number	As a % of grand total (A)+(B)+(C)	Number	% of Total shares held	As a % of grand total (A)+(B)+(C)	Number of warrants held	As a % of total No of warrants of the same class	Number of convertible securities held	As a % of total No of convertible securities of the same class	
			670000	3.105	670000	100.000	3.105	0	0.000	0	0.000	3.040
1	00005085	KUNAL NARENDRA GANDHI	202415	0.938	0	0.000	0.000	230000	50.000	0	0.000	1.962
2	13155264	ENAI TRADING AND INVESTMENT PRIVATE	1032629	4.785	833200	80.687	3.861	0	0.000	0	0.000	4.685
3	15621537	NARENDRA ISHWARLAL GANDHI	1270776	5.889	0	0.000	0.000	230000	50.000	0	0.000	6.809
4	20730188	NARENDRA I GANDHI (HUF)	481642	2.232	0	0.000	0.000	0	0.000	0	0.000	2.185
5	20735967	KUNAL NARENDRA GANDHI	1369803	6.348	1310415	95.664	6.072	0	0.000	0	0.000	6.215
6	80059432	NEHAL NARENDRA GANDHI										
		Total Promoter & Promoter Group	5027265	23.296	2813615	55.967	13.038	460000	100.000	0	0.000	24.897




(I)(c) Statement showing holding of securities (including shares, warrants, convertible securities) of persons belonging to the category "Public" and holding more than 1% of the total number of shares									
Sr. No.	Ref-Nam	Name of the shareholder	Number of shares	Shares as a percentage of total number of shares {i.e., Grand Total (A)+(B)+(C) indicated in Statement at para (I)(a) above}	Details of warrant		Details of convertible securities		Total shares (including underlying shares assuming full conversion of warrant and convertible securities) as a % of diluted share capital
					Number of warrants held	As a % of total No of warrants of the same class	Number of convertible securities held	As a % of total No of convertible securities of the same class	
1	AACCC3489Q	CHAYADEEP PROPERTIES PRIVATE LTD	304784	1.412	0	0.000	0	0.000	1.383
2	AAACD5662J	DALAL & BROACHA STOCK BROKING PVT.L	690250	3.199	0	0.000	0	0.000	3.132
3	AAACJ0974D	JAMNOTRI IMPEX PRIVATE LIMITED	348214	1.614	0	0.000	0	0.000	1.580
4	AAACO0760C	OWN LEASING AND FINANCE PVT LTD	226476	1.049	0	0.000	0	0.000	1.028
5	AABCP3127H	PREETI INVESTMENT COMPANY PVT.LTD	975356	4.520	0	0.000	0	0.000	4.425
6	AAJHR8218Q	RIKEEN P. DALAL-HUF	225000	1.043	0	0.000	0	0.000	1.021
7	AAEPD4181F	RIKEEN PRADIP DALAL	225000	1.043	0	0.000	0	0.000	1.021
8	AACPD1495Q	VIPUL PRIYAKANT DALAL.	230121	1.066	0	0.000	0	0.000	1.044
				0.000					
		Total	3225201	14.945	0	0.000	0	0.000	14.633



[Handwritten signature]

(I)(c) Statement showing holding of securities (including shares, warrants, convertible securities) of persons (together with PAC) belonging to the category									
"Public" and holding more than 5% of the total number of shares									
Sr. No.	Ref-Num	Name of the shareholder	Number of shares	Shares as a percentage of total number of shares {i.e., Grand Total (A)+(B)+(C) indicated in Statement at para (I)(a) above}	Details of warrant		Details of convertible securities		Total shares (including underlying shares assuming full conversion of warrant and convertible securities) as a % of diluted share capital
					Number of warrants held	As a % of total No of warrants of the same class	Number of convertible securities held	As a % of total No of convertible securities of the same class	
				0.000					
		Total -Public [5% & above]	0	0.000	0	0.000	0	0.000	0.000





(I)(d) Statement showing details of locked-in shares

Sr. No.	Ref- Num	Name of the shareholder	Number of locked-in shares	Locked-in shares as a percentage of total number of shares {i.e., Grand Total (A)+(B)+(C) indicated in Statement at para (I)(a) above}	Promoter/Promoter Group/Public
1	13155264	ENAI TRADING AND INVESTMENT PRIV	202415	0.938	-Pro
2	20730188	NARENDRA I GANDHI (HUF)	1270776	5.889	-Pro
		Total Locked in Shares	1473191	6.827	



(II)(a) Statement showing details of Depository Receipts (DRs)

Sr. No.	Ref-Num	Name of theHolder	Type of outstanding DR (ADRs, GDRs, SDRs, etc.)	Number of outstanding DRs	Number of shares underlying outstanding DRs	Shares underlying outstanding DRs as a percentage of total number of shares {i.e., Grand Total (A)+(B)+(C) indicated in Statement at para (I)(a) above}
						



(II)(b) Statement showing Holding of Depository Receipts (DRs), where underlying shares held by Promoter/Promoter Group are in excess of 1% of the total number of shares

Sr. No.	Ref-Num	Name of the DR Holder	Type of outstanding DR (ADRs, GDRs, SDRs, etc.)	Number of outstanding DRs	Number of shares underlying outstanding DRs	Shares underlying outstanding DRs as a percentage of total number of shares {i.e., Grand Total (A)+(B)+(C) indicated in Statement at para (I)(a) above}
			<i>Nil</i>			

