

(1)(a) Statement showing ShareHolding Pattern

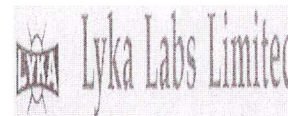
Name of the Company /

Name of the Scrip : Lyka Labs Limited

Quarter Ended : 31-03-2015

Scrip Code : 500259

Class of security : Equity




Partly paid-up Shares	No.of Partly paid-up Shares	As a % of total No. of Partly paid-up Shares	As a % of Total no. of Shares of the Company
Held by Promoters/ Promoters Group	0	0.000	
Held by Public	0	0.000	
TOTAL - D	0	0.000	

Outstanding Conv. Securities	No.of Outstanding Securities	As a % of Total no.of O/S Conv.Securities	As a % of Total no.of shares of the Co., assuming full conv.
Held by Promoters/ Promoters Group	0	0.000	0.000
Held by Public	0	0.000	0.000
TOTAL - E	0	0.000	0.000

Warrants :	No.of Warrants	As a % of Total no.of Warrants	As a % of Total no.of shares of the Co., assuming full conv.
Held by Promoters/ Promoters Group	460000	100.000	2.087
Held by Public	0	0.000	0.000
TOTAL - F	460000	100.000	2.087

Total paid-up Capital of the Company assum- ing full conv. Of warrants & securities	22040000
---	----------

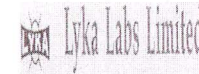
For LYKA LABS LIMITED


R.G. JINDIA
Company Secretary



Statement Showing Shareholding Pattern - Table (I)(a)

Lyka Labs Limited

Scrip Code : 500259
Quarter Ended : 31-03-2015

Category code	Category of Shareholder	Number of Shareholders	Total number of shares	Number of shares held in dematerialized form	Total shareholding as a percentage of total number of shares		Shares pledged or otherwise encumbered	
					As a percentage of(A+B) ¹	As a percentage of (A+B+C)	Number of shares	As a % of Total No. of Shares
(A)	Shareholding of Promoter and Promoter Group							
1	Indian							
a	Individual/Huf	7	4824850	4824850	22.358	22.358	1985615	41.154
b	Central/State Gov	0	0	0	0.000	0.000	0	0.000
c	Bodies Corporates	1	202415	202415	0.938	0.938	0	0.000
d	Fins / Banks	0	0	0	0.000	0.000	0	0.000
e	Any Other specify	0	0	0	0.000	0.000	0	0.000
e-1		0	0	0	0.000	0.000	0	0.000
e-2		0	0	0	0.000	0.000	0	0.000
	Sub Total(A)(1)	8	5027265	5027265	23.296	23.296	1985615	39.497
2	Foreign							
a	Indv NRI/For Ind	0	0	0	0.000	0.000	0	0.000
b	Bodies Corporate	0	0	0	0.000	0.000	0	0.000
c	Institutions	0	0	0	0.000	0.000	0	0.000
d	Qualified For.Inv.	0	0	0	0.000	0.000	0	0.000
e	Any Other Specify	0	0	0	0.000	0.000	0	0.000
e-1		0	0	0	0.000	0.000	0	0.000
e-2		0	0	0	0.000	0.000	0	0.000
	Sub Total(A)(2)	0	0	0	0.000	0.000	0	0.000
	Total Shareholding of Promoter and Promoter Group Total (A)= (A)(1)+(A)(2)	8	5027265	5027265	23.296	23.296	1985615	39.497
(B)	Public shareholding							
1	Institutions							
a	Mutual Funds	4	3400	0	0.016	0.016		
b	Fins / Banks	4	700	50	0.003	0.003		
c	Central/State Govt	2	130000	130000	0.602	0.602		
d	Venture Cap Fund	0	0	0	0.000	0.000		
e	Insurance Comp(s)	1	1000	0	0.005	0.005		
f	Foreign Ins Invest	2	500	0	0.002	0.002		
g	Foreign Ven Cap In	0	0	0	0.000	0.000		



Statement Showing Shareholding Pattern - Table (I)(a)

Lyka Labs Limited

Scrip Code : 500259

Quarter Ended : 31-03-2015




Category code	Category of Shareholder	Number of Shareholders	Total number of shares	Number of shares held in dematerialized form	Total shareholding as a percentage of total number of shares		Shares pledged or otherwise encumbered	
					As a percentage of(A+B) ¹	As a percentage of (A+B+C)	Number of shares	As a % of Total No. of Shares
h	Qualified For.Inv.	0	0	0	0.000	0.000		
i	Any Other -Specify	0	0	0	0.000	0.000		
i-1		0	0	0	0.000	0.000		
i-2		0	0	0	0.000	0.000		
	Sub-Total (B)(1)	13	135600	130050	0.628	0.628		
B 2	Non-institutions							
a	Bodies Corporates	295	4770309	4769447	22.105	22.105		
b	Individuals							
	i) upto Rs 1-Lac	15863	6333824	6057922	29.350	29.350		
	ii) above Rs1-Lac	134	4811021	4811021	22.294	22.294		
c	Qualified For.Inv.	0	0	0	0.000	0.000		
d	Any Other -Clr-Mem	50	342106	342106	1.585	1.585		
d-1		0	0	0	0.000	0.000		
d-2		0	0	0	0.000	0.000		
	-OCB	0	0	0	0.000	0.000		
	-NRI	113	159875	154918	0.741	0.741		
	Sub-Total (B)(2)	16455	16417135	16135414	76.076	76.076		
(B)	Total (B)=(B)(1)+(B)(2)	16468	16552735	16265464	76.704	76.704		
	TOTAL (A)+(B)	16476	21580000	21292729		100.000	1985615	9.201
(C)	Held by Custodians against Depository Receipts							
	PROMOTER & PRO GRP	0	0	0		0.000		
	PUBLIC	0	0	0		0.000		
	GRAND TOTAL (A)+(B)+(C)	16476	21580000	21292729		100.000	1985615	9.201

For LYKA LABS LIMITED


 P. G. HINDIA
 Company Secretary


Sr.No	Notes



(I)(b) Statement showing holding of securities (including shares, warrants, convertible securities) of persons belonging to the category “Promoter and Promoter Group”

Sr. No.	Ref- No	Name of the shareholder	Total Shares held		Shares pledged or otherwise encumbered			Details of warrant		Details of convertible securities		Total shares (including underlying shares assuming full conversion of warrant and convertible securities) as a % of diluted share capital
			Number	As a % of grand total (A)+(B)+(C)	Number	% of Total shares held	As a % of grand total (A)+(B)+(C)	Number of warrants held	As a % of total No of warrants of the same class	Number of convertible securities held	As a % of total No of convertible securities of the same class	
1	13155264	ENAI TRADING AND INVESTMENT PRIVATE	202415	0.938	0	0.000	0.000	230000	50.000	0	0.000	1.962
2	15621537	NARENDRA ISHWARLAL GANDHI	1032629	4.785	833200	80.687	3.861	0	0.000	0	0.000	4.685
3	20730188	NARENDRA I GANDHI (HUF)	1270776	5.889	0	0.000	0.000	230000	50.000	0	0.000	6.809
4	20735967	KUNAL NARENDRA GANDHI	1151642	5.337	354000	30.739	1.640	0	0.000	0	0.000	5.225
5	80059432	NEHAL NARENDRA GANDHI	1369803	6.348	798415	58.287	3.700	0	0.000	0	0.000	6.215
		Total Promoter & Promoter Group	5027265	23.296	1985615	39.497	9.201	460000	100.000	0	0.000	24.897



(I)(c) Statement showing holding of securities (including shares, warrants, convertible securities) of persons (together with PAC) belonging to the category									
“Public” and holding more than 5% of the total number of shares									
Sr. No.	Ref-Num	Name of the shareholder	Number of shares	Shares as a percentage of total number of shares {i.e., Grand Total (A)+(B)+(C) indicated in Statement at para (I)(a) above}	Details of warrant		Details of convertible securities		Total shares (including underlying shares assuming full conversion of warrant and convertible securities) as a % of diluted share capital
					Number of warrants held	As a % of total No of warrants of the same class	Number of convertible securities held	As a % of total No of convertible securities of the same class	
				0.000					
		Total -Public [5% & above]	0	0.000	0	0.000	0	0.000	0.000



(I)(d) Statement showing details of locked-in shares

Sr. No.	Ref- Num	Name of the shareholder	Number of locked-in shares	Locked-in shares as a percentage of total number of shares {i.e., Grand Total (A)+(B)+(C) indicated in Statement at para (I)(a) above}	Promoter/Promoter Group/Public
1	13155264	ENAI TRADING AND INVESTMENT PRIV	202415	0.938	-Pro
2	20730188	NARENDRA I GANDHI (HUF)	1270776	5.889	-Pro
		Total Locked in Shares	1473191	6.827	



(II)(a) Statement showing details of Depository Receipts (DRs)

Sr. No.	Ref-Num	Name of theHolder	Type of outstanding DR (ADRs, GDRs, SDRs, etc.)	Number of outstanding DRs	Number of shares underlying outstanding DRs	Shares underlying outstanding DRs as a percentage of total number of shares {i.e., Grand Total (A)+(B)+(C) indicated in Statement at para (I)(a) above}



(II)(b) Statement showing Holding of Depository Receipts (DRs), where underlying shares held by Promoter/Promoter Group are in excess of 1% of the total number of shares

Sr. No.	Ref-Num	Name of the DR Holder	Type of outstanding DR (ADRs, GDRs, SDRs, etc.)	Number of outstanding DRs	Number of shares underlying outstanding DRs	Shares underlying outstanding DRs as a percentage of total number of shares {i.e., Grand Total (A)+(B)+(C) indicated in Statement at para (I)(a) above}

For LYKA LABS LIMITED


P. G. BENDIA
Company Secretary

